

# ALURA LOUNGE

Design by Kris Van Puyvelde


STANDARD / ON REQUEST



## ALURA LOUNGE STANDARD FABRICS

ALL OTHER FABRICS & COLOURS AVAILABLE ON REQUEST PP. 408-413

NATURAL GREY DOT  
REF: NGD - CAT. B



NATURAL SILVER DOT  
REF: NSD - CAT. B



NATURAL LINEN DOT  
REF: NLD - CAT. B



NATURAL WHITE DOT  
REF: NWD - CAT. B



# ALURA LOUNGE CUSHIONS

ALURA LOUNGE CUSHIONS	
	ARM 60 x 40
	PIL ALRL 60 V...
STAND.	•
CAT. A	•
CAT. B	•
CAT. C	•
	BACK / ARM 65 x 40
	PIL ALRL 65 V...
STAND.	•
CAT. A	•
CAT. B	•
CAT. C	•
	BACK / ARM 80 x 40
	PIL ALRL 80 V...
STAND.	•
CAT. A	•
CAT. B	•
CAT. C	•
	BACK 120 x 40
	PIL ALRL 120 V...
STAND.	•
CAT. A	•
CAT. B	•
CAT. C	•

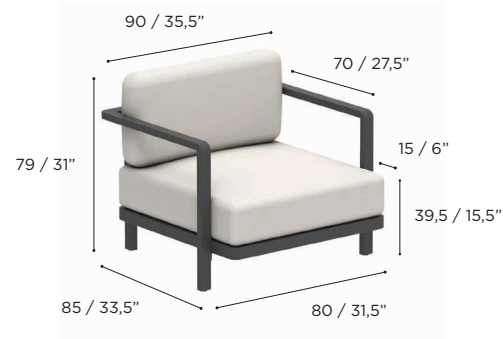
ALURA LOUNGE CUSHIONS	
	SEAT 80 x 80
	PIL ALRL 80...
STAND.	•
CAT. A	•
CAT. B	•
CAT. C	•
	SEAT 140 x 120
	PIL ALRL 140...
STAND.	•
CAT. A	•
CAT. B	•
CAT. C	•
	SEAT 160 x 80
	PIL ALRL 160...
STAND.	•
CAT. A	•
CAT. B	•
CAT. C	•
	SEAT 240 x 80
	PIL ALRL 240...
STAND.	•
CAT. A	•
CAT. B	•
CAT. C	•



# ALURA LOUNGE SPECIFICATIONS

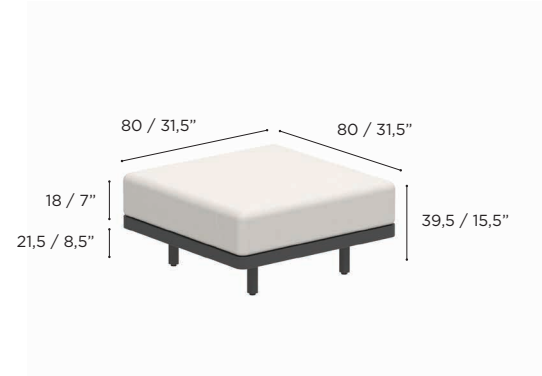
STANDARD / ON REQUEST

ONE SEATER	
REF:	ALRL 100 T...
WEIGHT:	22 kg / 48.5 Lbs
INFO:	ASSEMBLING NEEDED



		COATED ALUMINIUM			
		WR	PB	S	A
BATYLINE	WU	ALRL 100 TWRWU			
	PG		ALRL 100 TPBPG	ALRL 100 TSPG	
	ZU				ALRL 100 TAZU
		CUSHIONS			
		PIL ALRL 100 SET ED... (2 pcs)			
STAND.					
CAT. A					
CAT. B					
CAT. C					

FOOTREST	
REF:	ALRL 80 F T...
WEIGHT:	14,5 kg / 31.9 Lbs
INFO:	ASSEMBLING NEEDED



		COATED ALUMINIUM			
		WR	PB	S	A
BATYLINE	WU	ALRL 80 F TWRWU			
	PG		ALRL 80 F TPBPG	ALRL 80 F TSPG	
	ZU				ALRL 80 F TAZU
		CUSHIONS			
		PIL ALRL 80 ED... (1 pc)			
STAND.					
CAT. A					
CAT. B					
CAT. C					

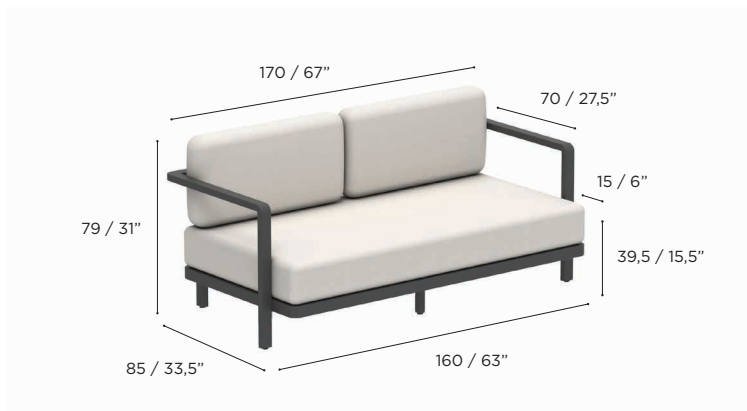
FOOTREST	
REF:	ALRL 140 F T...
WEIGHT:	31,8 kg / 70,10 Lbs
INFO:	ASSEMBLING NEEDED



		COATED ALUMINIUM			
		WR	PB	S	A
BATYLINE	WU	ALRL 140 F TWRWU			
	PG		ALRL 140 F TPBPG	ALRL 140 F TSPG	
	ZU				ALRL 140 F TAZU
		CUSHIONS			
		PIL ALRL 140 ED... (1 pc)			
STAND.					
CAT. A					
CAT. B					
CAT. C					

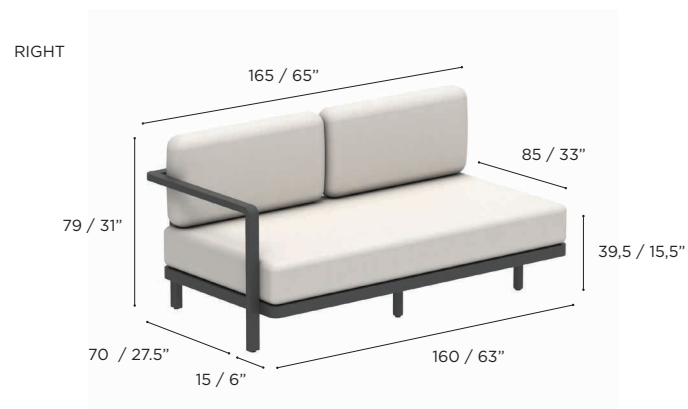
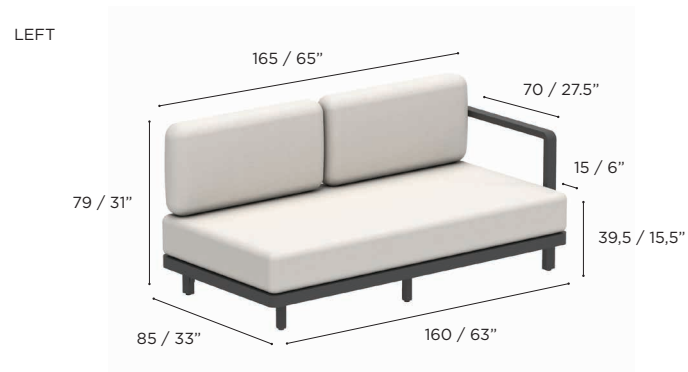
# ALURA LOUNGE SPECIFICATIONS

TWO SEATER	
REF:	ALRL 160 T...
WEIGHT:	35 kg / 77 Lbs
INFO:	ASSEMBLING NEEDED



		COATED ALUMINIUM			
		WR	PB	S	A
BATYLINE	WU	ALRL 160 TWRWU			
	PG		ALRL 160 TPBPG	ALRL 160 TSPG	
	ZU				ALRL 160 TAZU
		CUSHIONS			
		PIL ALRL 160 SET ED... (3 pcs)			
STAND.					
CAT. A					
CAT. B					
CAT. C					

L/R ARM MODULE	
REF:	ALRL 160 (LT/RT)...
WEIGHT:	34 kg / 74 Lbs
INFO:	ASSEMBLING NEEDED



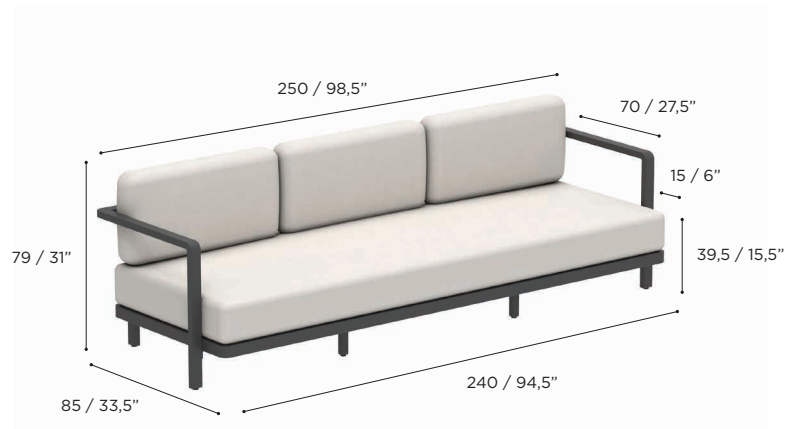
		COATED ALUMINIUM			
		WR	PB	S	A
BATYLINE	WU	ALRL 160 L TWRWU			
		ALRL 160 R TWRWU			
	PG		ALRL 160 L TPBPG	ALRL 160 L TSPG	
			ALRL 160 R TPBPG	ALRL 160 R TSPG	
ZU				ALRL 160 L TAZU	
				ALRL 160 R TAZU	
		CUSHIONS			
		PIL ALRL 160 SET ED... (3 pcs)			
STAND.					
CAT. A					
CAT. B					
CAT. C					



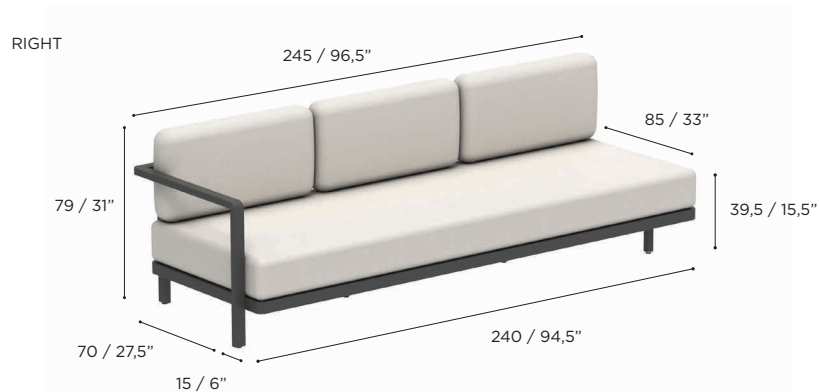

# ALURA LOUNGE SPECIFICATIONS

STANDARD / ON REQUEST

THREE SEATER	
REF:	ALRL 240 T...
WEIGHT:	50 kg / 110 Lbs
INFO:	ASSEMBLING NEEDED



L/R ARM MODULE	
REF:	ALRL 240 (LT/RT)...
WEIGHT:	49 kg / 108 Lbs
INFO:	ASSEMBLING NEEDED

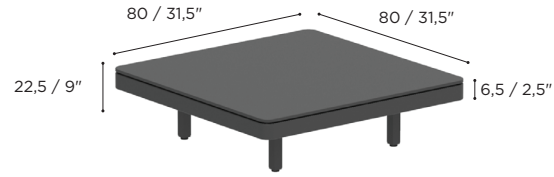


		COATED ALUMINIUM			
		WR	PB	S	A
BATYLINE	WU	ALRL 240 TWRWU			
	PG		ALRL 240 TPBPG	ALRL 240 TSPG	
	ZU				ALRL 240 TAZU
		CUSHIONS			
		PIL ALRL 240 SET ED... (4 pcs)			
STAND.					
CAT. A					
CAT. B					
CAT. C					

		COATED ALUMINIUM			
		WR	PB	S	A
BATYLINE	WU	ALRL 240 L TWRWU			
		ALRL 240 R TWRWU			
	PG		ALRL 240 L TPBPG	ALRL 240 L TSPG	
		ALRL 240 R TPBPG	ALRL 240 R TSPG		
ZU				ALRL 240 L TAZU	
				ALRL 240 R TAZU	
		CUSHIONS			
		PIL ALRL 240 SET ED... (4 pcs)			
STAND.					
CAT. A					
CAT. B					
CAT. C					

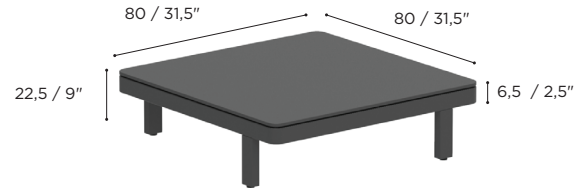
# ALURA LOUNGE SPECIFICATIONS

LOUNGE TABLE	
REF:	ALRL 80...
WEIGHT:	C: 25,8 kg / 58,8 Lbs W: 19,1 kg / 42,1 Lbs
INFO:	ASSEMBLING NEEDED



		COATED ALUMINIUM + BATYLINE				
		WR	PB	S	A	
CERAMIC	WUM	ALRL 80 CWRWUM	ALRL 80 CPBWUM	ALRL 80 CSWUM	ALRL 80 CAWUM	
	BS	ALRL 80 CWRBS	ALRL 80 CPBBS	ALRL 80 CSBS	ALRL 80 CABS	
	CD	ALRL 80 CWRCD	ALRL 80 CPBCD	ALRL 80 CSCD	ALRL 80 CACD	
	TR	ALRL 80 CWRTR	ALRL 80 CPBTR	ALRL 80 CSTR	ALRL 80 CATR	
	TG	ALRL 80 CWR TG	ALRL 80 CPBTG	ALRL 80 CSTG	ALRL 80 CATG	
	CL	ALRL 80 CWRCL	ALRL 80 CPBCL	ALRL 80 CSCL	ALRL 80 CACL	
	PG	ALRL 80 CWRPG	ALRL 80 CPBPG	ALRL 80 CSPG	ALRL 80 CAPG	
	TS	ALRL 80 CWR TS	ALRL 80 CPBTS	ALRL 80 CSTS	ALRL 80 CATS	
	TM	ALRL 80 CWR TM	ALRL 80 CPBTM	ALRL 80 CSTM	ALRL 80 CATM	
	NM	ALRL 80 CWR NM	ALRL 80 CPBNM	ALRL 80 CSNM	ALRL 80 CANM	
	ZUM	ALRL 80 CWRZUM	ALRL 80 CPBZUM	ALRL 80 CSZUM	ALRL 80 CAZUM	
	TEAK	W	ALRL 80 WWR	ALRL 80 WPB	ALRL 80 WS	ALRL 80 WA

LOUNGE TABLE	
REF:	ALRL 80 LTL...
WEIGHT:	C: 24 kg / 52,9 Lbs W: 17 kg / 38,5 Lbs
INFO:	ASSEMBLING NEEDED



		COATED ALUMINIUM + BATYLINE				
		WR	PB	S	A	
CERAMIC	WUM	ALRL 80 LTL CWRWUM	ALRL 80 LTL CPBWUM	ALRL 80 LTL CSWUM	ALRL 80 LTL CAWUM	
	BS	ALRL 80 LTL CWRBS	ALRL 80 LTL CPBBS	ALRL 80 LTL CSBS	ALRL 80 LTL CABS	
	CD	ALRL 80 LTL CWRCD	ALRL 80 LTL CPBCD	ALRL 80 LTL CSCD	ALRL 80 LTL CACD	
	TR	ALRL 80 LTL CWRTR	ALRL 80 LTL CPBTR	ALRL 80 LTL CSTR	ALRL 80 LTL CATR	
	TG	ALRL 80 LTL CWR TG	ALRL 80 LTL CPBTG	ALRL 80 LTL CSTG	ALRL 80 LTL CATG	
	CL	ALRL 80 LTL CWRCL	ALRL 80 LTL CPBCL	ALRL 80 LTL CSCL	ALRL 80 LTL CACL	
	PG	ALRL 80 LTL CWRPG	ALRL 80 LTL CPBPG	ALRL 80 LTL CSPG	ALRL 80 LTL CAPG	
	TS	ALRL 80 LTL CWR TS	ALRL 80 LTL CPBTS	ALRL 80 LTL CSTS	ALRL 80 LTL CATS	
	TM	ALRL 80 LTL CWR TM	ALRL 80 LTL CPBTM	ALRL 80 LTL CSTM	ALRL 80 LTL CATM	
	NM	ALRL 80 LTL CWR NM	ALRL 80 LTL CPBNM	ALRL 80 LTL CSNM	ALRL 80 LTL CANM	
	ZUM	ALRL 80 LTL CWRZUM	ALRL 80 LTL CPBZUM	ALRL 80 LTL CSZUM	ALRL 80 LTL CAZUM	
	TEAK	W	ALRL 80 LTL WWR	ALRL 80 LTL WPB	ALRL 80 LTL WS	ALRL 80 LTL WA

# ALURA LOUNGE SPECIFICATIONS

STANDARD / ON REQUEST

LOUNGE TABLE	
REF:	ALRL 80 LTH...
WEIGHT:	C: 24,6 kg / 54,23 Lbs W: 18 kg / 39,68 Lbs
INFO:	ASSEMBLING NEEDED

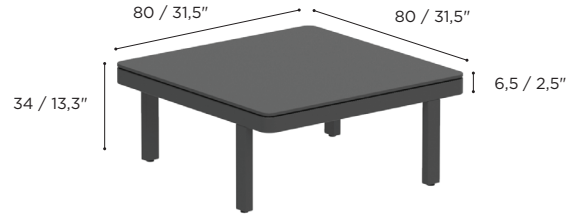
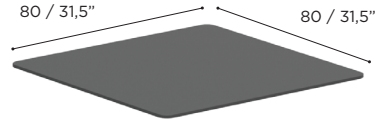


TABLE TOP	
REF:	ALRL 80 TOP...
WEIGHT:	C: 14,7 kg / 32,4 Lbs W: 4,7 kg / 10,3 Lbs

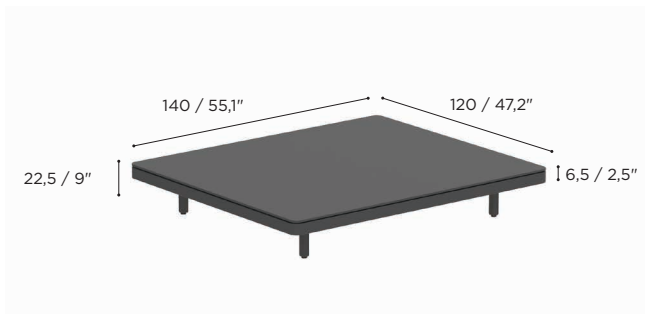


		COATED ALUMINIUM + BATYLINÉ				
		WR	PB	S	A	
CERAMIC	WUM	ALRL 80 LTH CWRWUM	ALRL 80 LTH CPBWUM	ALRL 80 LTH CSWUM	ALRL 80 LTH CAWUM	
	BS	ALRL 80 LTH CWRBS	ALRL 80 LTH CPBBS	ALRL 80 LTH CSBS	ALRL 80 LTH CABS	
	CD	ALRL 80 LTH CWRCD	ALRL 80 LTH CPBCD	ALRL 80 LTH CSCD	ALRL 80 LTH CACD	
	TR	ALRL 80 LTH CWRTR	ALRL 80 LTH CPBTR	ALRL 80 LTH CSTR	ALRL 80 LTH CATR	
	TG	ALRL 80 LTH CWR TG	ALRL 80 LTH CPBTG	ALRL 80 LTH CSTG	ALRL 80 LTH CATG	
	CL	ALRL 80 LTH CWRCL	ALRL 80 LTH CPBCL	ALRL 80 LTH CSCL	ALRL 80 LTH CACL	
	PG	ALRL 80 LTH CWRPG	ALRL 80 LTH CPBPG	ALRL 80 LTH CSPG	ALRL 80 LTH CAPG	
	TS	ALRL 80 LTH CWR TS	ALRL 80 LTH CPBTS	ALRL 80 LTH CSTS	ALRL 80 LTH CATS	
	TM	ALRL 80 LTH CWR TM	ALRL 80 LTH CPBTM	ALRL 80 LTH CSTM	ALRL 80 LTH CATM	
	NM	ALRL 80 LTH CWR NM	ALRL 80 LTH CPBNM	ALRL 80 LTH CSNM	ALRL 80 LTH CANM	
	ZUM	ALRL 80 LTH CWRZUM	ALRL 80 LTH CPBZUM	ALRL 80 LTH CSZUM	ALRL 80 LTH CAZUM	
	TEAK	W	ALRL 80 LTH WWR	ALRL 80 LTH WPB	ALRL 80 LTH WS	ALRL 80 LTH WA

CERAMIC	WU	ALRL 80 TOP C12WU	
	BS	ALRL 80 TOP CBS	
	CD	ALRL 80 TOP CCD	
	TR	ALRL 80 TOP CTR	
	TG	ALRL 80 TOP CTG	
	CL	ALRL 80 TOP CCL	
	PG	ALRL 80 TOP CPG	
	TS	ALRL 80 TOP CTS	
	TM	ALRL 80 TOP CTM	
	NM	ALRL 80 TOP CNM	
	ZUM	ALRL 80 TOP C12ZU	
	TEAK	W	ALRL 80 TOP W

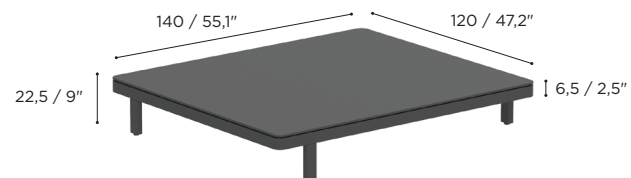
# ALURA LOUNGE SPECIFICATIONS

LOUNGE TABLE	
REF:	ALRL 140...
WEIGHT:	22,5 kg / 49,6 Lbs
INFO:	ASSEMBLING NEEDED



		COATED ALUMINIUM + BATYLINE			
		WR	PB	S	A
CERAMIC	WUM	ALRL 140 CWRWUM	ALRL 140 CPBWUM	ALRL 140 CSWUM	ALRL 140 CAWUM
	BS	ALRL 140 CWRBS	ALRL 140 CPBBS	ALRL 140 CSBS	ALRL 140 CABS
	CD	ALRL 140 CWRCD	ALRL 140 CPBCD	ALRL 140 CSCD	ALRL 140 CACD
	TR	ALRL 140 CWRTR	ALRL 140 CPBTR	ALRL 140 CSTR	ALRL 140 CATR
	CL	ALRL 140 CWRCL	ALRL 140 CPBCL	ALRL 140 CSCL	ALRL 140 CACL
	TS	ALRL 140 CWRTS	ALRL 140 CPBTS	ALRL 140 CSTS	ALRL 140 CATS
	TM	ALRL 140 CWRTM	ALRL 140 CPBTM	ALRL 140 CSTM	ALRL 140 CATM
	NM	ALRL 140 CWRNM	ALRL 140 CPBNM	ALRL 140 CSNM	ALRL 140 CANM
	ZUM	ALRL 140 CWRZUM	ALRL 140 CPBZUM	ALRL 140 CSZUM	ALRL 140 CAZUM

LOUNGE TABLE	
REF:	ALRL 140 LTL...
WEIGHT:	19 kg / 41,88 Lbs
INFO:	ASSEMBLING NEEDED



		COATED ALUMINIUM + BATYLINE			
		WR	PB	S	A
CERAMIC	WUM	ALRL 140 LTL CWRWUM	ALRL 140 LTL CPBWUM	ALRL 140 LTL CSWUM	ALRL 140 LTL CAWUM
	BS	ALRL 140 LTL CWRBS	ALRL 140 LTL CPBBS	ALRL 140 LTL CSBS	ALRL 140 LTL CABS
	CD	ALRL 140 LTL CWRCD	ALRL 140 LTL CPBCD	ALRL 140 LTL CSCD	ALRL 140 LTL CACD
	TR	ALRL 140 LTL CWRTR	ALRL 140 LTL CPBTR	ALRL 140 LTL CSTR	ALRL 140 LTL CATR
	CL	ALRL 140 LTL CWRCL	ALRL 140 LTL CPBCL	ALRL 140 LTL CSCL	ALRL 140 LTL CACL
	TS	ALRL 140 LTL CWRTS	ALRL 140 LTL CPBTS	ALRL 140 LTL CSTS	ALRL 140 LTL CATS
	TM	ALRL 140 LTL CWRTM	ALRL 140 LTL CPBTM	ALRL 140 LTL CSTM	ALRL 140 LTL CATM
	NM	ALRL 140 LTL CWRNM	ALRL 140 LTL CPBNM	ALRL 140 LTL CSNM	ALRL 140 LTL CANM
	ZUM	ALRL 140 LTL CWRZUM	ALRL 140 LTL CPBZUM	ALRL 140 LTL CSZUM	ALRL 140 LTL CAZUM

# ALURA LOUNGE SPECIFICATIONS

STANDARD / ON REQUEST

LOUNGE TABLE	
REF:	ALRL 140 LTH...
WEIGHT:	19,8 kg / 43,65 Lbs
INFO:	ASSEMBLING NEEDED

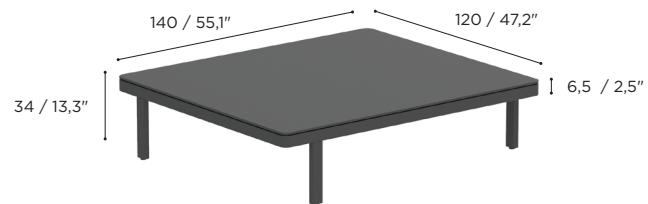
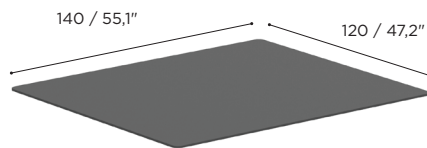


TABLE TOP	
REF:	ALRL 140 TOP...
WEIGHT:	24 kg / 53 Lbs



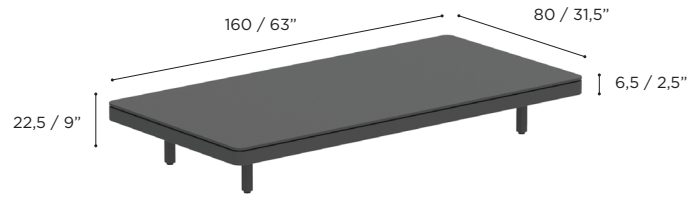
	COATED ALUMINIUM + BATYLINE				
	WR	PB	S	A	
CERAMIC	WUM	ALRL 140 LTH CWRWUM	ALRL 140 LTH CPBWUM	ALRL 140 LTH CSWUM	ALRL 140 LTH CAWUM
	BS	ALRL 140 LTH CWRBS	ALRL 140 LTH CPBBS	ALRL 140 LTH CSBS	ALRL 140 LTH CABS
	CD	ALRL 140 LTH CWRCD	ALRL 140 LTH CPBCD	ALRL 140 LTH CSCD	ALRL 140 LTH CACD
	TR	ALRL 140 LTH CWRTR	ALRL 140 LTH CPBTR	ALRL 140 LTH CSTR	ALRL 140 LTH CATR
	CL	ALRL 140 LTH CWRCL	ALRL 140 LTH CPBCL	ALRL 140 LTH CSCL	ALRL 140 LTH CACL
	TS	ALRL 140 LTH CWRTS	ALRL 140 LTH CPBTS	ALRL 140 LTH CSTS	ALRL 140 LTH CATS
	TM	ALRL 140 LTH CWRTM	ALRL 140 LTH CPBTM	ALRL 140 LTH CSTM	ALRL 140 LTH CATM
	NM	ALRL 140 LTH CWRNM	ALRL 140 LTH CPBNM	ALRL 140 LTH CSNM	ALRL 140 LTH CANM
	ZUM	ALRL 140 LTH CWRZUM	ALRL 140 LTH CPBZUM	ALRL 140 LTH CSZUM	ALRL 140 LTH CAZUM
		.	.	.	.
		.	.	.	.

CERAMIC	WUM	ALRL 140 TOP C12WUM
	BS	ALRL 140 TOP CBS
	CD	ALRL 140 TOP CCD
	TR	ALRL 140 TOP CTR
	CL	ALRL 140 TOP CCL
	TS	ALRL 140 TOP CTS
	TM	ALRL 140 TOP CTM
	NM	ALRL 140 TOP CNM
	ZUM	ALRL 140 TOP C12ZUM
		.

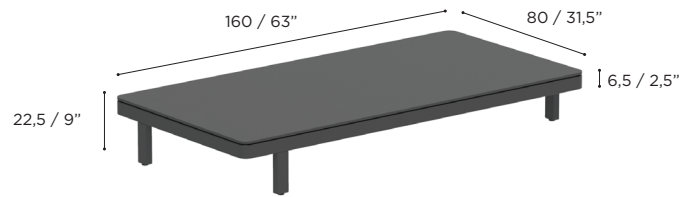


# ALURA LOUNGE SPECIFICATIONS

LOUNGE TABLE	
REF:	ALRL 160...
WEIGHT:	46 kg / 101,4 Lbs
INFO:	ASSEMBLING NEEDED



LOUNGE TABLE	
REF:	ALRL 160 LTL...
WEIGHT:	44 kg / 97 Lbs
INFO:	ASSEMBLING NEEDED



		COATED ALUMINIUM + BATYLINE			
		WR	PB	S	A
CERAMIC	WUM	ALRL 160 CWRWUM	ALRL 160 CPBWUM	ALRL 160 CSWUM	ALRL 160 CAWUM
	BS	ALRL 160 CWRBS	ALRL 160 CPBBS	ALRL 160 CSBS	ALRL 160 CABS
	CD	ALRL 160 CWRCD	ALRL 160 CPBCD	ALRL 160 CSCD	ALRL 160 CACD
	TR	ALRL 160 CWRTR	ALRL 160 CPBTR	ALRL 160 CSTR	ALRL 160 CATR
	TG	ALRL 160 CWR TG	ALRL 160 CPBTG	ALRL 160 CSTG	ALRL 160 CATG
	CL	ALRL 160 CWRCL	ALRL 160 CPBCL	ALRL 160 CSCL	ALRL 160 CACL
	PG	ALRL 160 CWRPG	ALRL 160 CPBPG	ALRL 160 CSPG	ALRL 160 CAPG
	TS	ALRL 160 CWR TS	ALRL 160 CPBTS	ALRL 160 CSTS	ALRL 160 CATS
	TM	ALRL 160 CWR TM	ALRL 160 CPBTM	ALRL 160 CSTM	ALRL 160 CATM
	NM	ALRL 160 CWR NM	ALRL 160 CPBNM	ALRL 160 CSNM	ALRL 160 CANM
	ZUM	ALRL 160 CWR ZUM	ALRL 160 CPBZUM	ALRL 160 CSZUM	ALRL 160 CAZUM

		COATED ALUMINIUM + BATYLINE			
		WR	PB	S	A
CERAMIC	WUM	ALRL 160 LTL CWRWUM	ALRL 160 LTL CPBWUM	ALRL 160 LTL CSWUM	ALRL 160 LTL CAWUM
	BS	ALRL 160 LTL CWRBS	ALRL 160 LTL CPBBS	ALRL 160 LTL CSBS	ALRL 160 LTL CABS
	CD	ALRL 160 LTL CWRCD	ALRL 160 LTL CPBCD	ALRL 160 LTL CSCD	ALRL 160 LTL CACD
	TR	ALRL 160 LTL CWRTR	ALRL 160 LTL CPBTR	ALRL 160 LTL CSTR	ALRL 160 LTL CATR
	TG	ALRL 160 LTL CWR TG	ALRL 160 LTL CPBTG	ALRL 160 LTL CSTG	ALRL 160 LTL CATG
	CL	ALRL 160 LTL CWRCL	ALRL 160 LTL CPBCL	ALRL 160 LTL CSCL	ALRL 160 LTL CACL
	PG	ALRL 160 LTL CWRPG	ALRL 160 LTL CPBPG	ALRL 160 LTL CSPG	ALRL 160 LTL CAPG
	TS	ALRL 160 LTL CWR TS	ALRL 160 LTL CPBTS	ALRL 160 LTL CSTS	ALRL 160 LTL CATS
	TM	ALRL 160 LTL CWR TM	ALRL 160 LTL CPBTM	ALRL 160 LTL CSTM	ALRL 160 LTL CATM
	NM	ALRL 160 LTL CWR NM	ALRL 160 LTL CPBNM	ALRL 160 LTL CSNM	ALRL 160 LTL CANM
	ZUM	ALRL 160 LTL CWR ZUM	ALRL 160 LTL CPBZUM	ALRL 160 LTL CSZUM	ALRL 160 LTL CAZUM

# ALURA LOUNGE SPECIFICATIONS

STANDARD / ON REQUEST

LOUNGE TABLE	
REF:	ALRL 160 LTH...
WEIGHT:	44,7 kg / 98,54 Lbs
INFO:	ASSEMBLING NEEDED

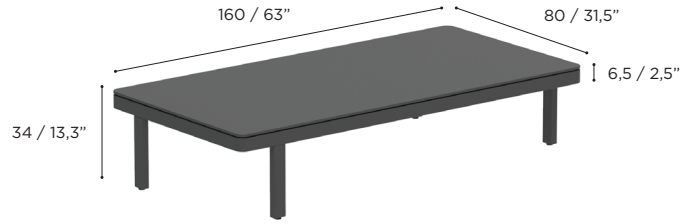
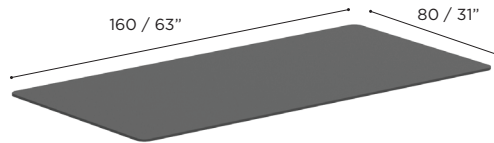


TABLE TOP	
REF:	ALRL 160 TOP...
WEIGHT:	29,4 kg / 64,8 Lbs



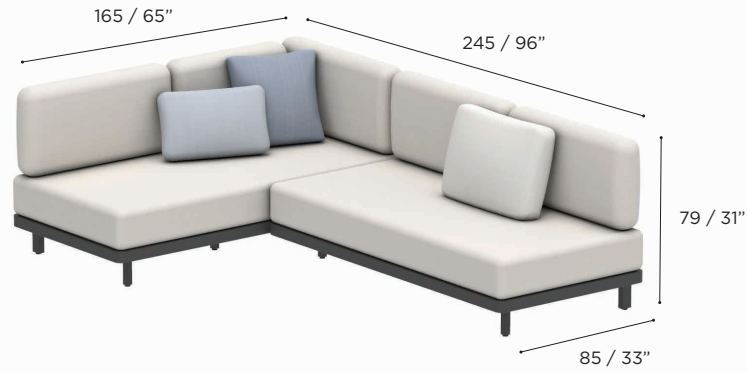
		COATED ALUMINIUM + BATYLINE			
		WR	PB	S	A
CERAMIC	WUM	ALRL 160 LTH CWRWUM	ALRL 160 LTH CPBWUM	ALRL 160 LTH CSWUM	ALRL 160 LTH CAWUM
	BS	ALRL 160 LTH CWRBS	ALRL 160 LTH CPBBS	ALRL 160 LTH CSBS	ALRL 160 LTH CABS
	CD	ALRL 160 LTH CWRCD	ALRL 160 LTH CPBCD	ALRL 160 LTH CSCD	ALRL 160 LTH CACD
	TR	ALRL 160 LTH CWRTR	ALRL 160 LTH CPBTR	ALRL 160 LTH CSTR	ALRL 160 LTH CATR
	TG	ALRL 160 LTH CWR TG	ALRL 160 LTH CPBTG	ALRL 160 LTH CSTG	ALRL 160 LTH CATG
	CL	ALRL 160 LTH CWRCL	ALRL 160 LTH CPBCL	ALRL 160 LTH CSCL	ALRL 160 LTH CACL
	PG	ALRL 160 LTH CWRPG	ALRL 160 LTH CPBPG	ALRL 160 LTH CSPG	ALRL 160 LTH CAPG
	TS	ALRL 160 LTH CWR TS	ALRL 160 LTH CPBTS	ALRL 160 LTH CSTS	ALRL 160 LTH CATS
	TM	ALRL 160 LTH CWR TM	ALRL 160 LTH CPB TM	ALRL 160 LTH CSTM	ALRL 160 LTH CATM
	NM	ALRL 160 LTH CWR NM	ALRL 160 LTH CPB NM	ALRL 160 LTH CS NM	ALRL 160 LTH CANM
	ZUM	ALRL 160 LTH CWR ZUM	ALRL 160 LTH CPB ZUM	ALRL 160 LTH CS ZUM	ALRL 160 LTH CA ZUM

CERAMIC	WUM	ALRL 160 TOP C12WU
	BS	ALRL 160 TOP CBS
	CD	ALRL 160 TOP CCD
	TR	ALRL 160 TOP CTR
	TG	ALRL 160 TOP CTG
	CL	ALRL 160 TOP CCL
	PG	ALRL 160 TOP CPG
	TS	ALRL 160 TOP CTS
	TM	ALRL 160 TOP CTM
	NM	ALRL 160 TOP CNM
	ZUM	ALRL 160 TOP C12ZU

# ALURA LOUNGE SETS

<b>SET 01</b>	
REF:	ALRL 01...
INFO:	ASSEMBLING NEEDED

SET A




SET B



		COATED ALUMINIUM			
		WR	PB	S	A
BATYLINE	WU	ALRL 01 A WRWU			
		ALRL 01 B WRWU			
	PG	ALRL 01 A PBPG	ALRL 01 A SPG		
		ALRL 01 B PBPG	ALRL 01 B SPG		
ZU				ALRL 01 A AZU	
					ALRL 01 B AZU
CUSHIONS (EXCL. DECO CUSHIONS)					
PIL ALRL 01 AB SET ED... (7 pcs)					
STAND.					
CAT. A					
CAT. B					
CAT. C					
OUTDOOR COVERS					
ODCALRLSET01A/ODCALRLSET01B					
STAND.					

<b>SET 02</b>	
REF:	ALRL 02...
INFO:	ASSEMBLING NEEDED

SET A



SET B



		COATED ALUMINIUM			
		WR	PB	S	A
BATYLINE	WU	ALRL 02 A WRWU			
		ALRL 02 B WRWU			
	PG	ALRL 02 A PBPG	ALRL 02 A SPG		
		ALRL 02 B PBPG	ALRL 02 B SPG		
ZU				ALRL 02 A AZU	
					ALRL 02 B AZU
CUSHIONS (EXCL. DECO CUSHIONS)					
PIL ALRL 02 AB SET ED... (7 pcs)					
STAND.					
CAT. A					
CAT. B					
CAT. C					
OUTDOOR COVERS					
ODCALRLSET02A/ODCALRLSET02B					
STAND.					

# ALURA LOUNGE SETS

STANDARD / ON REQUEST

<b>SET 03</b>	
REF:	ALRL 03...
INFO:	ASSEMBLING NEEDED



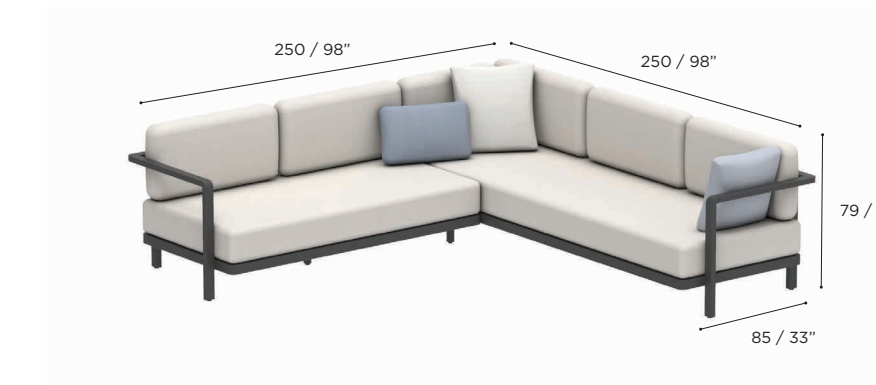
		COATED ALUMINIUM			
		WR	PB	S	A
BATYLINE	WU	ALRL 03 WRWU			
	PG		ALRL 03 PBPG	ALRL 03 SPG	
	ZU				ALRL 03 AZU
		CUSHIONS (EXCL. DECO CUSHIONS)			
		PIL ALRL 03 SET ED... (8 pcs)			
STAND.					
CAT. A					
CAT. B					
CAT. C					
		OUTDOOR COVERS			
		ODCALRLSET03			
STAND.					

<b>SET 04</b>	
REF:	ALRL 04...
INFO:	ASSEMBLING NEEDED



		COATED ALUMINIUM			
		WR	PB	S	A
BATYLINE	WU	ALRL 04 A WRWU			
		ALRL 04 B WRWU			
	PG		ALRL 04 A PBPG	ALRL 04 A SPG	
			ALRL 04 B PBPG	ALRL 04 B SPG	
	ZU				ALRL 04 A AZU
					ALRL 04 B AZU
		CUSHIONS (EXCL. DECO CUSHIONS)			
		PIL ALRL 04 AB SET ED... (8 pcs)			
STAND.					
CAT. A					
CAT. B					
CAT. C					
		OUTDOOR COVERS			
		ODCALRLSET04A/ODCALRLSET04B			
STAND.					

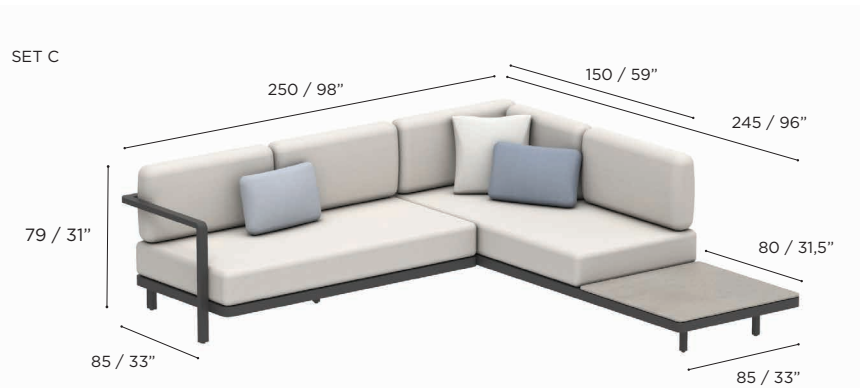
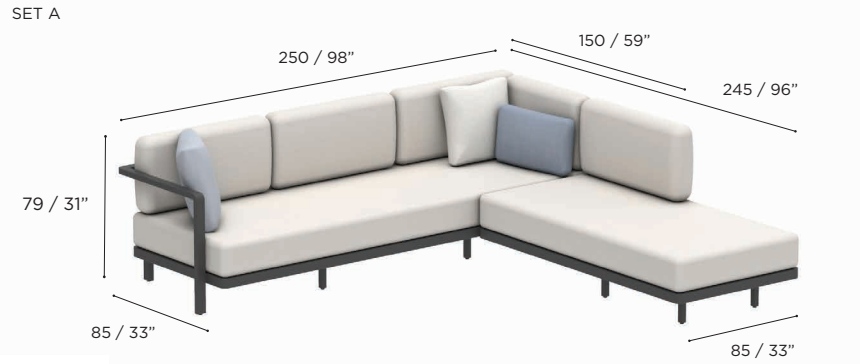
<b>SET 05</b>	
REF:	ALRL 05...
INFO:	ASSEMBLING NEEDED



		COATED ALUMINIUM			
		WR	PB	S	A
BATYLINE	WU	ALRL 05 WRWU			
	PG		ALRL 05 PBPG	ALRL 05 SPG	
	ZU				ALRL 05 AZU
		CUSHIONS (EXCL. DECO CUSHIONS)			
		PIL ALRL 05 SET ED... (8 pcs)			
STAND.					
CAT. A					
CAT. B					
CAT. C					
		OUTDOOR COVERS			
		ODCALRLSET05			
STAND.					

# ALURA LOUNGE SETS

<b>SET 06</b>	
REF:	ALRL 06...
INFO:	ASSEMBLING NEEDED




		COATED ALUMINIUM				
		WR	PB	S	A	
BATYLINE	WU	ALRL 06 A WRWU				
		ALRL 06 B WRWU				
		ALRL 06 C WRWU				
		ALRL 06 D WRWU				
	PG		ALRL 06 A PBPG	ALRL 06 A SPG		
			ALRL 06 B PBPG	ALRL 06 B SPG		
			ALRL 06 C PBPG	ALRL 06 C SPG		
			ALRL 06 D PBPG	ALRL 06 D SPG		
	ZU					ALRL 06 A AZU
						ALRL 06 B AZU
						ALRL 06 C AZU
						ALRL 06 D AZU
CUSHIONS (EXCL. DECO CUSHIONS)						
PIL ALRL 06 AB SET ED.. (7 pcs)						
STAND.						
CAT. A						
CAT. B						
CAT. C						
PIL ALRL 06 CD SET ED.. (7 pcs)						
STAND.						
CAT. A						
CAT. B						
CAT. C						
TABLE TOPS						
SEE OPTIONS P. 203						
OUTDOOR COVERS						
ODCALRLSET06A/ODCALRLSET06B ODCALRLSET06C/ODCALRLSET06D						
STAND.						



# ALURA LOUNGE SETS

STANDARD / ON REQUEST

<b>SET 07</b>	
REF:	ALRL 07..
INFO:	ASSEMBLING NEEDED



<b>SET 08</b>	
REF:	ALRL 08..
INFO:	ASSEMBLING NEEDED




		COATED ALUMINIUM			
		WR	PB	S	A
BATYLINE	WU	ALRL 07 A WRWU			
		ALRL 07 B WRWU			
	PG		ALRL 07 A PBPG	ALRL 07 A SPG	
			ALRL 07 B PBPG	ALRL 07 B SPG	
	ZU				ALRL 07 A AZU
					ALRL 07 B AZU
CUSHIONS (EXCL. DECO CUSHIONS)					
PIL ALRL 07 AB SET ED... (8 pcs)					
STAND.					
CAT. A					
CAT. B					
CAT. C					
OUTDOOR COVERS					
ODCALRLSET07A/ODCALRLSET07B					
STAND.					

		COATED ALUMINIUM			
		WR	PB	S	A
BATYLINE	WU	ALRL 08 WRWU			
	PG		ALRL 08 PBPG	ALRL 08 SPG	
	ZU				ALRL 08 AZU
CUSHIONS (EXCL. DECO CUSHIONS)					
PIL ALRL 08 SET ED... (9 pcs)					
STAND.					
CAT. A					
CAT. B					
CAT. C					
OUTDOOR COVERS					
ODCALRLSET08					
STAND.					

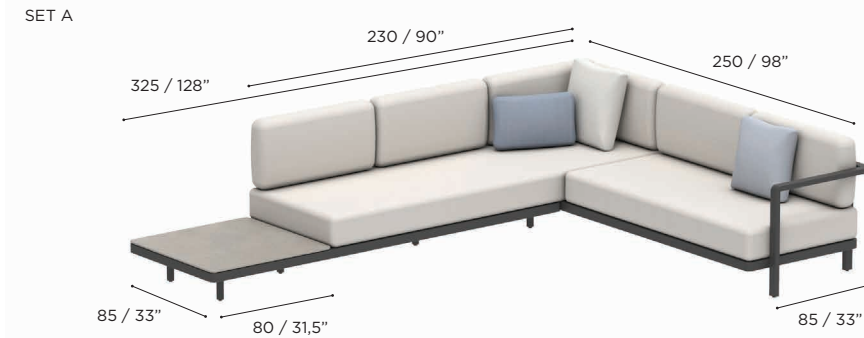
# ALURA LOUNGE SETS

<b>SET 09</b>
REF: ALRL 09...
INFO: ASSEMBLING NEEDED



		COATED ALUMINIUM			
		WR	PB	S	A
BATYLINE	WU	ALRL 09 A WRWU			
		ALRL 09 B WRWU			
	PG		ALRL 09 A PBPG	ALRL 09 A SPG	
			ALRL 09 B PBPG	ALRL 09 B SPG	
ZU				ALRL 09 A AZU	
					ALRL 09 B AZU
CUSHIONS (EXCL. DECO CUSHIONS)					
PIL ALRL 09 AB SET ED... (9 pcs)					
STAND.					
CAT. A					
CAT. B					
CAT. C					
OUTDOOR COVERS					
ODCALRLSET09A/ODCALRLSET09B					
STAND.					

<b>SET 10</b>
REF: ALRL 10...
INFO: ASSEMBLING NEEDED

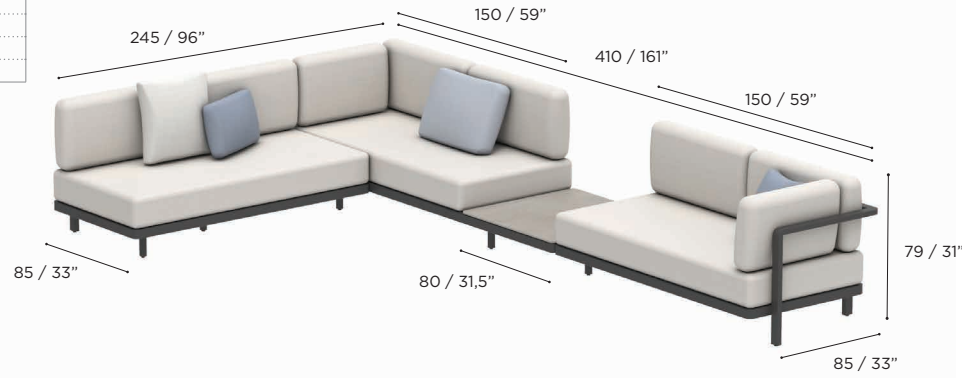


		COATED ALUMINIUM			
		WR	PB	S	A
BATYLINE	WU	ALRL 10 A WRWU			
		ALRL 10 B WRWU			
	PG		ALRL 10 A PBPG	ALRL 10 A SPG	
			ALRL 10 B PBPG	ALRL 10 B SPG	
ZU				ALRL 10 A AZU	
					ALRL 10 B AZU
CUSHIONS (EXCL. DECO CUSHIONS)					
PIL ALRL 10 AB SET ED... (8 pcs)					
STAND.					
CAT. A					
CAT. B					
CAT. C					
TABLE TOPS					
SEE OPTIONS P. 203					
OUTDOOR COVERS					
ODCALRLSET10A/ODCALRLSET10B					
STAND.					

# ALURA LOUNGE SETS

STANDARD / ON REQUEST

<b>SET 11</b>
REF: ALRL 11...
INFO: ASSEMBLING NEEDED



		COATED ALUMINIUM			
		WR	PB	S	A
BATYLINE	WU	ALRL 11 WRWU			
	PG		ALRL 11 PBPG	ALRL 11 SPG	
	ZU				ALRL 11 AZU
		CUSHIONS (EXCL. DECO CUSHIONS)			
		PIL ALRL 11 SET ED... (11 pcs)			
STAND.					
CAT. A					
CAT. B					
CAT. C					
		TABLE TOPS			
		SEE OPTIONS P. 203			
		OUTDOOR COVERS			
		ODCALRLSET11			
STAND.					

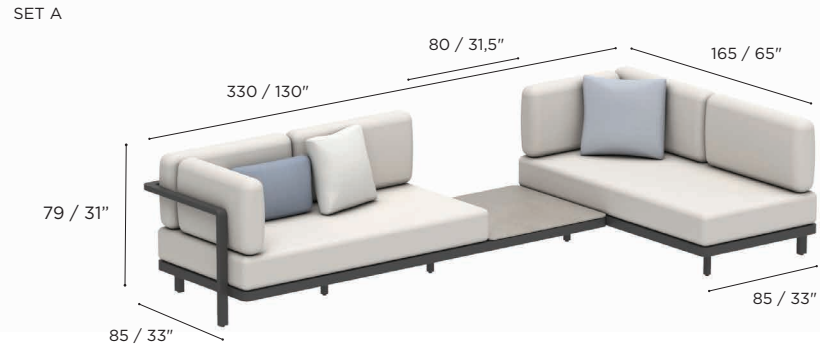
<b>SET 12</b>
REF: ALRL 12...
INFO: ASSEMBLING NEEDED



		COATED ALUMINIUM			
		WR	PB	S	A
BATYLINE	WU	ALRL 12 WRWU			
	PG		ALRL 12 PBPG	ALRL 12 SPG	
	ZU				ALRL 12 AZU
		CUSHIONS (EXCL. DECO CUSHIONS)			
		PIL ALRL 12 SET ED... (11 pcs)			
STAND.					
CAT. A					
CAT. B					
CAT. C					
		OUTDOOR COVERS			
		ODCALRLSET12			
STAND.					

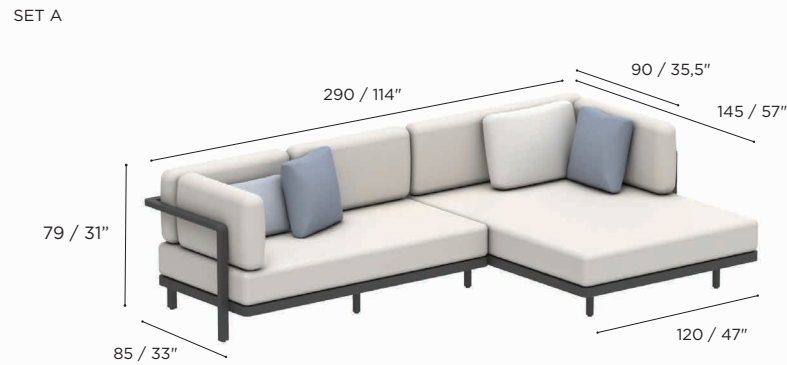
# ALURA LOUNGE SETS

<b>SET 13</b>
REF: ALRL 13...
INFO: ASSEMBLING NEEDED



		COATED ALUMINIUM			
		WR	PB	S	A
BATYLINE	WU	ALRL 13 A WRWU •			
		ALRL 13 B WRWU •			
	PG		ALRL 13 A PBPG •	ALRL 13 A SPG •	
			ALRL 13 B PBPG •	ALRL 13 B SPG •	
	ZU				ALRL 13 A AZU •
					ALRL 13 B AZU •
CUSHIONS (EXCL. DECO CUSHIONS)					
PIL ALRL 13 AB SET ED... (8 pcs)					
STAND.					•
CAT. A					•
CAT. B					•
CAT. C					•
TABLE TOPS					
SEE OPTIONS P. 203					
OUTDOOR COVERS					
ODCALRLSET13A/ODCALRLSET13B					
STAND.					•

<b>SET 14</b>
REF: ALRL 14...
INFO: ASSEMBLING NEEDED



		COATED ALUMINIUM			
		WR	PB	S	A
BATYLINE	WU	ALRL 14 A WRWU •			
		ALRL 14 B WRWU •			
	PG		ALRL 14 A PBPG •	ALRL 14 A SPG •	
			ALRL 14 B PBPG •	ALRL 14 B SPG •	
	ZU				ALRL 14 A AZU •
					ALRL 14 B AZU •
CUSHIONS (EXCL. DECO CUSHIONS)					
PIL ALRL 14 AB SET ED... (7 pcs)					
STAND.					•
CAT. A					•
CAT. B					•
CAT. C					•
OUTDOOR COVERS					
ODCALRLSET14A/ODCALRLSET14B					
STAND.					•

# ALURA LOUNGE SETS

STANDARD / ON REQUEST

<b>SET 15</b>
REF: ALRL 15...
INFO: ASSEMBLING NEEDED

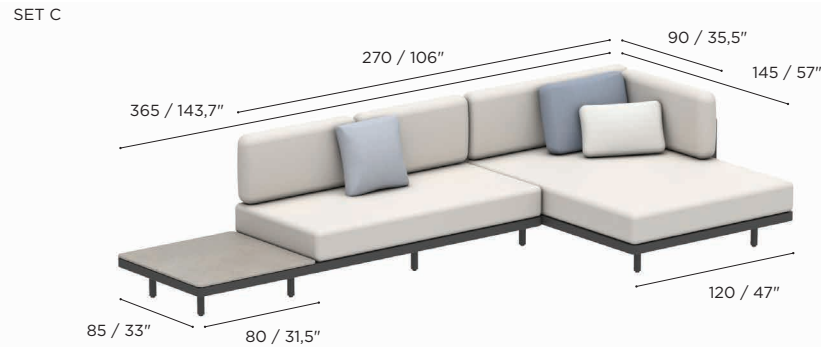



		COATED ALUMINIUM			
		WR	PB	S	A
BATYLINE	WU	ALRL 15 A WRWU			
		ALRL 15 B WRWU			
	PG		ALRL 15 A PBPG	ALRL 15 A SPG	
			ALRL 15 B PBPG	ALRL 15 B SPG	
	ZU				ALRL 15 A AZU
					ALRL 15 B AZU
		CUSHIONS (EXCL. DECO CUSHIONS)			
		PIL ALRL 15 AB SET ED... (8 pcs)			
STAND.					
CAT. A					
CAT. B					
CAT. C					
		OUTDOOR COVERS			
		ODCALRLSET15A/ODCALRLSET15B			
STAND.					



# ALURA LOUNGE SETS

<b>SET 16</b>
REF: ALRL 16...
INFO: ASSEMBLING NEEDED

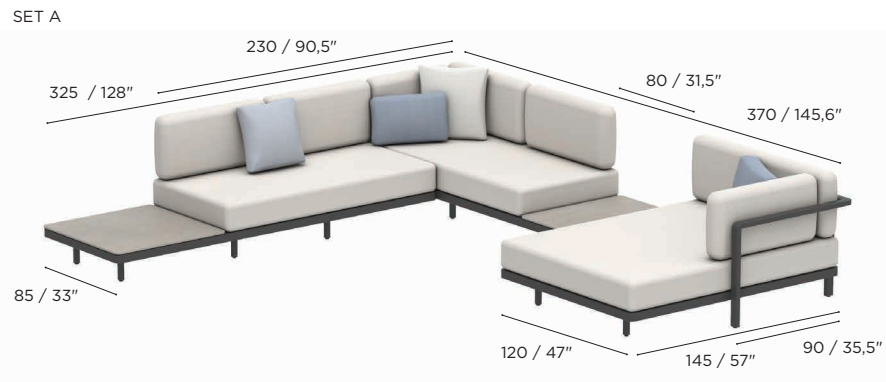


		COATED ALUMINIUM			
		WR	PB	S	A
WU	ALRL 16 A WRWU				
	ALRL 16 B WRWU				
	ALRL 16 C WRWU				
	ALRL 16 D WRWU				
PG		ALRL 16 A PBPG		ALRL 16 A SPG	
		ALRL 16 B PBPG		ALRL 16 B SPG	
		ALRL 16 C PBPG		ALRL 16 C SPG	
		ALRL 16 D PBPG		ALRL 16 D SPG	
ZU					ALRL 16 A AZU
					ALRL 16 B AZU
					ALRL 16 C AZU
					ALRL 16 D AZU
CUSHIONS (EXCL. DECO CUSHIONS)					
PIL ALRL 16 AB SET ED... (6 pcs)					
STAND.					
CAT. A					
CAT. B					
CAT. C					
PIL ALRL 16 CD SET ED... (6 pcs)					
STAND.					
CAT. A					
CAT. B					
CAT. C					
TABLE TOPS					
SEE OPTIONS P. 203					
OUTDOOR COVERS					
ODCALRLSET16A/ODCALRLSET16B ODCALRLSET16C/ODCALRLSET16D					
STAND.					

# ALURA LOUNGE SETS

STANDARD / ON REQUEST

<b>SET 17</b>	
REF:	ALRL 17...
INFO:	ASSEMBLING NEEDED



		COATED ALUMINIUM			
		WR	PB	S	A
BATYLINE	WU	ALRL 17 A WRWU •			
		ALRL 17 B WRWU •			
	PG		ALRL 17 A PBPG •	ALRL 17 A SPG •	
			ALRL 17 B PBPG •	ALRL 17 B SPG •	
	ZU				ALRL 17 A AZU •
					ALRL 17 B AZU •
CUSHIONS (EXCL. DECO CUSHIONS)					
PIL ALRL 17 AB SET ED... (10 pcs)					
STAND.					•
CAT. A					•
CAT. B					•
CAT. C					•
TABLE TOPS					
SEE OPTIONS P. 203					
OUTDOOR COVERS					
ODCALRLSET17A/ODCALRLSET17B					
STAND.					•

## CUSHIONS

### OPEN-CELLED:

Open-celled cushion technology

Royal Botania cushions are 100% water and UV resistant.

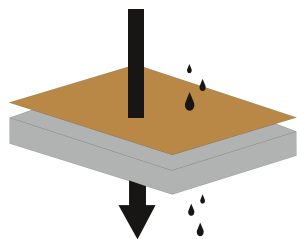
The foam has an open-celled structure, creating a high permeability level.

This means that when water gets in, it is easy for it to evaporate.

Your outdoor furniture cushions will dry very quickly after exposure to water or moisture.

During production of the foam, an anti-bacterial and anti-fungal treatment is applied.

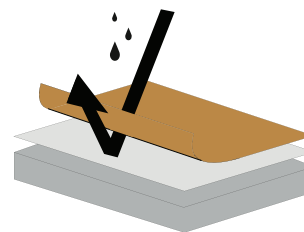
This is done without using CFC's, keeping the process environmentally friendly.



### MEMBRANE:

Royal Botania cushions are created by laminating our membrane to high-performance textiles, then sealing them with an innovative solution for waterproof protection.

The Royal Botania membrane is the heart of all our cushions. The PTFE-layer contains over 9 billion microscopic pores per square inch. These pores are 20.000 times smaller than a water droplet, but 700 times larger than a water vapor molecule, which makes the Royal Botania membrane completely waterproof from the outside, while allowing perspiration to escape from the inside. The membrane consists of a MICRO-fiber, preventing the penetration of body oils, food or insect repellents that could otherwise penetrate the cushion.



## PROTECTIVE COVERS

To protect your Royal Botania furniture from the elements when not used, we provide PU coated polyester covers for every element as well as for modular combinations. The latter are custom made to fit the lay-out of your lounge set.

The seams on those protective covers are sealed by silicone strips to prevent water from entering. Always make sure that the furniture and the cushions are completely dry before putting on the covers to avoid the formation of mould.

## MAINTENANCE

Even the best of materials and components, will get dirty when placed outside. Even though our furniture is well protected against the elements, proper maintenance is a must. For that purpose we offer a wide array of maintenance products, all especially developed to make sure your furniture will stand out, even after many years outside. To select the right product for the right application, check our maintenance manual on [www.royalbotania.com/maintenance](http://www.royalbotania.com/maintenance)

## WARRANTY

Royal Botania products are made from the finest materials, and with the utmost care, so as to give you a lifetime of enjoyment. That is when correctly used and properly maintained. Hidden flaws in materials can never be excluded for 100%. These can eventually cause issues. In the event of quality issues arising from such defects, Royal Botania obviously takes its responsibility. Our warranty clauses can be found on [www.royalbotania.com/warranty](http://www.royalbotania.com/warranty)

## TEAK & MAHOGANY


AS ROYAL BOTANIA NEVER COMPROMISES ON QUALITY, ONLY CAREFULLY SELECTED MATURE TEAKWOOD IS USED IN OUR PRODUCTS. ALL OF IT HARVESTED IN STRICT ACCORDANCE WITH OUR ENVIRONMENTAL POLICIES. TEAK WOOD'S RENOWNED DURABILITY IS DUE TO ITS HIGH CONTENT OF NATURAL OILS. THE LIMITED ABSORPTION OF MOISTURE PROTECTS THE WOOD FROM WARPING AND GIVES IT ENORMOUS STABILITY. IN ADDITION, TEAK IS HIGHLY RESISTANT TO ATTACKS BY PESTS. IT IS BECAUSE OF THESE QUALITIES, AS WELL AS ITS EXCEPTIONALLY ATTRACTIVE HUE AND STRUCTURE, THAT TEAK IS WIDELY CONSIDERED "THE NOBLEST OF ALL WOOD TYPES".

MAHOGANY IS A HARDWOOD WITH A REDDISH COLOUR THAT IS WIDELY USED FOR BOAT BUILDING, AS WELL AS FURNITURE MANUFACTURING.

TEAK  
REF: W



OILED MAHOGANY  
REF: MHOT




## STAINLESS STEEL

STAINLESS STEEL IS A FERROUS ALLOY WITH INCREASED CORROSION RESISTANCE DUE TO THE ADDITION OF CHROME AND NICKEL. CHLORINE, THE GREATEST ENEMY OF STAINLESS STEEL, CAN CAUSE A TYPE OF CORROSION KNOWN AS "PITTING". FOR THIS REASON, IT IS RECOMMENDED THAT IN COASTAL LOCATIONS THE METAL BE GIVEN AN ELECTROPOLISHING TREATMENT, IN ORDER TO FURTHER INCREASE ITS RESISTANCE TO CORROSION. THE FURNITURE FRAMES OF THE WAVE IS SUPPLIED WITH AN ELECTROPOLISHED FINISH AS STANDARD.

FOR THE NINIX, O-ZON, QT & TABOELA RANGES WE RECOMMEND THE OPTIONAL ELECTROPOLISHING TREATMENT OF THE FRAME IF IT IS TO BE USED IN A CORROSIVE ENVIRONMENT.

BRUSHED STAINLESS STEEL  
REF: SS




ELECTROPOLISHED STAINLESS STEEL  
REF: EP






## POWDER COATING COLOURS


WHITE  
REF: WR



PEBBLE  
REF: PB



SAND  
REF: S



BRONZE  
REF: BR



ANTHRACITE  
REF: A



OLIVE  
REF: OL



## FIBER

OLEFIN FIBER IS A SYNTHETIC FIBER MADE FROM POLYPROPYLENE. THE ADVANTAGE OF THIS FIBER IS ITS STRENGTH, COLOUR FASTNESS AND COMFORT. ALSO IT IS VERY RESISTANT TO STAINING AND DIFFERENT WEATHER CONDITIONS.


JIVE COLLECTION (OLEFIN FIBER)



SAMBA COLLECTION (OLEFIN FIBER)



CALYPSO COLLECTION (POLYTHYLENE FIBER)



FENSI COLLECTION





# CERAMIC

THE CERAMIC TOPS ARE MADE FROM NATURAL CLAYS, SO SMALL COLOUR GRADATIONS CAN OCCUR. THIS MAKES EACH TABLE UNIQUE.

WHITE  
REF: WUM



CEMENTO LUMINOSO  
REF: CL



PEARL GREY  
REF: PG




NERO MARQUINA  
REF: NM



BIANCO STATUARIO  
REF: BS




TRAVERTINO  
REF: TR



TAUPE GREY  
REF: TG



BLACK  
REF: ZUM



CEPPO DOLOMITICA  
REF: CD



TERRA SABBIA  
REF: TS



TERRA MARRONE  
REF: TM



## CONCRETE

WE USE AN ULTRA-HIGH PERFORMANCE CONCRETE REINFORCED BY NATURAL MINERAL COMPONENTS AND ORGANIC FIBERS. THANKS TO ITS DISCONTINUOUS PORE STRUCTURE AND CRACK-BRIDGING FIBERS, IT IS VIRTUALLY IMPERVIOUS. PENETRATION OF CHLORIDE IONS IS ALSO SIGNIFICANTLY REDUCED AND THUS PERFORMS EXCEPTIONALLY WELL IN HIGHLY CORROSIVE ENVIRONMENTS SUCH AS NEAR BEACHES.

CEMENT GREY

REF: CG



## ENAMELED LAVA STONES

LAVA STONES WITH A VITREOUS ENAMEL COATING. FUSED AT 850°C THE ENAMEL BECOMES VERY HARD AND EXTREMELY RESISTANT TO ALL WEATHER CONDITIONS.

PEARL

REF: PE




MOON

REF: MO



LAVA

REF: LA



SLATE

REF: SL



JADE

REF: JA



DUSK

REF: DU






## CATEGORY A FABRICS ACRYLIC

WHITE  
REF: ...WU - CAT.: A - ACRYLIC



COCONUT  
REF: ...CC - CAT.: A - ACRYLIC




CAPPUCCINO  
REF: ...CAU - CAT.: A - ACRYLIC




ROCK  
REF: ...ROU - CAT.: A - ACRYLIC




ECRU  
REF: ...EU - CAT.: A - ACRYLIC




NAVY BLUE  
REF: ...NBU - CAT.: A - ACRYLIC




ROSE  
REF: ...RO - CAT.: A - ACRYLIC



TERRA  
REF: ...TER - CAT.: A - ACRYLIC




BLACK  
REF: ...ZU - CAT.: A - ACRYLIC




CHOCOLAT LINEN  
REF: ...CHL - CAT.: A - ACRYLIC



SAGE LINEN  
REF: ...SL - CAT.: A - ACRYLIC



FROST LINEN  
REF: ...FL - CAT.: A - ACRYLIC





## CATEGORY B FABRICS ACRYLIC & POLYPROPYLENE

WHITE HEAVY  
REF: ...WAH - CAT.: B - POLYPROPYLENE



LIGHT BLUE HEAVY  
REF: ...LBH - CAT.: B - POLYPROPYLENE



AZURE BLUE HEAVY  
REF: ...AZH - CAT.: B - POLYPROPYLENE



ROCK HEAVY  
REF: ...ROH - CAT.: B - POLYPROPYLENE



SAND HEAVY  
REF: ...SAH - CAT.: B - POLYPROPYLENE



SAFFRON HEAVY  
REF: ...SFH - CAT.: B - POLYPROPYLENE



RED WINE HEAVY  
REF: ...RWH - CAT.: B - POLYPROPYLENE



CARMINE HEAVY  
REF: ...CH - CAT.: B - POLYPROPYLENE



MOSS HEAVY  
REF: ...MH - CAT.: B - POLYPROPYLENE



CARAMEL HEAVY  
REF: ...CAH - CAT.: B - POLYPROPYLENE




AUBERGINE HEAVY  
REF: ...AUH - CAT.: B - POLYPROPYLENE




GRANITE HEAVY  
REF: ...GRH - CAT.: B - POLYPROPYLENE



PITCH BLACK HEAVY  
REF: ...ZUPH - CAT.: B - POLYPROPYLENE



DARK BROWN TWIN  
REF: ...DBT - CAT.: B - POLYPROPYLENE



WHITE TWIN  
REF: ...WUT - CAT.: B - POLYPROPYLENE





## CATEGORY B FABRICS ACRYLIC & POLYPROPYLENE


NATURAL WHITE DOT  
REF: ...NWD - CAT.: B - POLYPROPYLENE



NATURAL GREY DOT  
REF: ...NGD - CAT.: B - POLYPROPYLENE



NATURAL SILVER DOT  
REF: ...NSD - CAT.: B - POLYPROPYLENE



NATURAL ECRU DOT  
REF: ...NED - CAT.: B - POLYPROPYLENE




NATURAL LINEN DOT  
REF: ...NLD - CAT.: B - POLYPROPYLENE




STONE FLAX  
REF: ...SF - CAT.: B - ACRYLIC



DESERT STONE FLAX  
REF: ...DSF - CAT.: B - ACRYLIC




MARBLE FLAX  
REF: ...MAF - CAT.: B - ACRYLIC




## CATEGORY B/C LAMINATED FABRICS ACRYLIC


FROST LINEN LAMINATED  
REF: ...FLL - CAT.: B - ACRYLIC




TUXEDO LINEN LAMINATED  
REF: ...TULL - CAT.: B - ACRYLIC



DESERT STONE FLAX LAMINATED  
REF: ...DSFL - CAT.: C - ACRYLIC



MARBLE FLAX LAMINATED  
REF: ...MAFL - CAT.: C - ACRYLIC






## CATEGORY C FABRICS ACRYLIC & POLYPROPYLENE


PASTEL SAND  
REF: ...PAS - CAT.: C - ACRYLIC



PASTEL BLUE  
REF: ...PAB - CAT.: C - ACRYLIC



PASTEL YELLOW  
REF: ...PAY - CAT.: C - ACRYLIC



PASTEL COCONUT  
REF: ...PAC - CAT.: C - ACRYLIC



PASTEL GREEN  
REF: ...PAG - CAT.: C - ACRYLIC



PASTEL ORANGE  
REF: ...PAO - CAT.: C - ACRYLIC



PASTEL RED  
REF: ...PAR - CAT.: C - ACRYLIC




MOSS  
REF: ...MOS - CAT.: C - POLYPROPYLENE



BOUCLE SAND  
REF: ...BOS - CAT.: C - POLYPROPYLENE



BOUCLE WHITE  
REF: ...BOW - CAT.: C - POLYPROPYLENE



BOUCLE GREY  
REF: ...BOG - CAT.: C - POLYPROPYLENE



BOUCLE BLUE  
REF: ...BOB - CAT.: C - POLYPROPYLENE



ECRU LINEN  
REF: ...EUL - CAT.: C - ACRYLIC



JUNIPER GREEN  
REF: ...JG - CAT.: C - ACRYLIC



AUBERGINE MESH  
REF: ...AUM - CAT.: C - ACRYLIC



NIGHT BLUE  
REF: ...NB - CAT.: C - ACRYLIC





## CATEGORY C FABRICS ACRYLIC & POLYPROPYLENE

VANILLE VELVET  
REF: ...VAV - CAT.: C - ACRYLIC




ECRU VELVET  
REF: ...EUV - CAT.: C - ACRYLIC



SALMON VELVET  
REF: ...SAV - CAT.: C - ACRYLIC



SAFFRON VELVET  
REF: ...SFV - CAT.: C - ACRYLIC



DARK BROWN VELVET  
REF: ...DBV - CAT.: C - ACRYLIC



TERRA VELVET  
REF: ...TEV - CAT.: C - ACRYLIC



AUBERGINE VELVET  
REF: ...AUV - CAT.: C - ACRYLIC



ICE BLUE VELVET  
REF: ...IBV - CAT.: C - ACRYLIC



SILVER VELVET  
REF: ...SIV - CAT.: C - ACRYLIC



IRON GREY VELVET  
REF: ...IGV - CAT.: C - ACRYLIC



ORANGE CHEVRON  
REF: ...ORC - CAT.: C - POLYPROPYLENE



OLD ROSE  
REF: ...OLR - CAT.: C - POLYPROPYLENE



LIGHT BOUCLE WHITE  
REF: ...LBW - CAT.: C - POLYPROPYLENE



LIGHT BOUCLE SAND  
REF: ...LBS - CAT.: C - ACRYLIC



LIGHT BOUCLE GREY  
REF: ...LBG - CAT.: C - POLYPROPYLENE



GREY MESH  
REF: ...GM - CAT.: C - ACRYLIC






## CATEGORY C FABRICS ACRYLIC & POLYPROPYLENE

CAMEL MESH  
REF: ...CM - CAT.: C - POLYPROPYLENE



MOSS MESH  
REF: ...MM - CAT.: C - POLYPROPYLENE



SAND MESH  
REF: ...SM - CAT.: C - POLYPROPYLENE



## CATEGORY C FABRICS POLYSKIN


ONLY AVAILABLE FOR STRAPPY, STYLETTO & OSTREA COLLECTION!

POLYSKIN IS A SYNTHETIC ALL WEATHER LEATHER IMITATION THAT IS EXTREMELY UV AND WATER RESISTANT.


CAPPUCCINO  
REF: ...SCA - CAT.: C - POLYSKIN



BLACK  
REF: ...SBL - CAT.: C - POLYSKIN



COGNAC  
REF: ...SCO - CAT.: C - POLYSKIN





## BATYLINE

THE SLINGS ON METAL FRAMED CHAIRS AND LOUNGERS ARE MADE OF BATYLINE® FABRICS, A WOVEN POLYESTER FIBER PROTECTED BY A PVC COATING. THIS COATING GUARANTEES EXCEPTIONAL RESISTANCE TO CLIMATIC CONDITIONS AND UV EXPOSURE. THE FACT THAT THERE IS NO MOISTURE ABSORPTION RESULTS IN QUICK-DRYING, LITTLE SENSITIVITY TO STAINING AND EASY CLEANING.


WHITE  
REF: ...WU




WHITE (FOR NNX(L) - OZN - WV)  
REF: ...WUC



PEARL GREY  
REF: ...PG




CAPPUCCINO  
REF: ...CAU




BLACK  
REF: ...ZU




BLACK (FOR NNX(L) - OZN - WV)  
REF: ...ZUC




GRAPHITE  
REF: ...GRP




BROWN  
REF: ...BRU




ECRU  
REF: ...EU



TURQUOISE  
REF: ...TQF



ORANGE  
REF: ...ORU





## PARASOL FABRICS

FOR OUR SHADY AND BLOOM PARASOL WE USE A THICKER FABRIC WITH A SPECIAL COATING TO FURTHER PROTECT THEM FROM THE ELEMENTS.


WHITE  
REF: ...WU - CAT.: A - ACRYLIC




BLACK  
REF: ...ZU - CAT.: A - ACRYLIC



CAPPUCCINO  
REF: ...CAU - CAT.: A - ACRYLIC



ECRU  
REF: ...EU - CAT.: A - ACRYLIC




BLUE  
REF: ...BU - CAT.: C - ACRYLIC



FONDANT  
REF: ...FOU - CAT.: A - ACRYLIC



MOKKA  
REF: ...MU - CAT.: A - ACRYLIC




ROCK  
REF: ...ROU - CAT.: A - ACRYLIC




## PARASOL BATYLINE

THE BATYLINE FOR OUR OAZZ IS WOVEN TIGHT AND GIVEN A COATING TO FURTHER PROTECT THEM FROM THE ELEMENTS.

WHITE  
REF: ...WU



CAPPUCCINO  
REF: ...CAU



BLACK  
REF: ...ZU

